



भारतीय विमानपत्तन प्राधिकरण AIRPORTS AUTHORITY OF INDIA

(‘A’ Miniratna Category-1 Public Sector Enterprise)

REGIONAL HEADQUARTERS (NER), GUWAHATI AIRPORT, GUWAHATI-781015

ADVT. NO. 01/2024/ APPRENTICE/GRADUATE/DIPLOMA/ITI/NER

Notification for Engagement of Graduate/Diploma Apprentices/ Trade (under Apprentices Act,1961) for the year 2024-25 in Airports Authority of India, North Eastern Region

Airports Authority of India (AAI) (Schedule – ‘A’ Miniratna Category-1 Public Sector Enterprise) was constituted by an Act of Parliament and came into being on 1st April, 1995 by merging erstwhile National Airports Authority and International Airports Authority of India. The merger brought into existence a single organization entrusted with the responsibility of creating, upgrading, maintaining and managing Civil Aviation infrastructure both on the ground and Air Space in the Country.

Airports Authority of India, Regional Headquarter (North Eastern Region) is inviting applications from the eligible candidates who are domiciles of Assam, Agartala (Tripura), Imphal (Manipur), Shillong (Meghalaya), Dimapur (Nagaland), Lengpui (Mizoram) & Tezu/Hollongi (Arunachal Pradesh) for an Apprenticeship Training Program of one year in various Airports in North Eastern Region for the year 2024-25. During the period of Apprenticeship Training, the candidates are Governed by Apprentices Act, 1961 (as amended in 1973 and till date) and commensurate policies/rules of the organization.

A. Details of posts and qualifications (No. of posts are tentative that can be reduced/increased):

Sl. No.	Field of Specialization/ Discipline	Graduate	Diploma	Trade	Duration of Training	Monthly Stipend	Locations/Airports of apprenticeship training at NER Northern Region Airports
1	Civil Engg	07	10	0	1 Year	1. Graduate - Apprentices Rs.15000= 10500 (AAI Share) + 4500 (Govt Share DBT) 2. Technical (Diploma) Apprentice Rs.12000= 8000 (AAI Share) + 4000 (Govt Share DBT) 3. Trade Apprentices (ITI) Rs.9000/-	Assam, Agartala, Imphal, Shillong, Dimapur, Tezu, Lengpui, Hollongi.
2	Electrical Engg	10	10	0	1 Year		
3	Electronic/IT/ Computer Science Engg	10	05	0	1 Year		
4	Mechanical Engg	03	05	0	1 Year		
5	Fitter (ITI)	0	0	5	1 Year		
6	Mechanic (Motor Vehicle)	0	0	10	1 Year		
7	Draughtsman (Civil)	0	0	5	1 Year		
8	Electrician	0	0	10	1 Year		
	Total	30	30	30	= 90		

Handwritten signature and date: 28/10/2024

Last date of application: 20.11.2024 (please read the general instructions carefully before applying)

B. Educational Qualification:

1. Graduate/Diploma: Candidates should possess full time (regular) four years degree or three years (regular) diploma in Engineering in any of the above-mentioned streams, recognized by AICTE, GOI.
2. ITI Trade: candidates should possess ITI/NCVT certificate of the above-mentioned trades from institutions recognized by AICTE, GOI.

C. Conditions:

1. Apprentices shall have to undergo Apprenticeship training at notified Airports/Establishments. The allocated Airport/Station/unit will be final; no change in place of training will be entertained.
2. As per the provisions of the Apprentices Act, 1961 as amended from time to time, candidates who have already completed their apprenticeship or terminated their apprenticeship midway or are pursuing in other organizations or in AAI with the same qualification level, shall not be eligible for engagement as apprentice.
3. As per the Apprentices Act, 1961, candidates who had apprenticeship training/job experience for a period of 1 year or more after the attainment of essential qualifications, shall not be eligible for engagement as apprentice.

D. Eligibility Criteria:

1. Only Indian Nationals from the North Eastern Region are eligible.
2. Candidates passed Graduate/Diploma in 2021 or after 2021 are eligible.
3. Age limit: Minimum age is 18 years and Maximum age is 26 years as on 20.11.2024. (Relaxation in upper age limit for categories like SC/ST/OBC/PWBD etc. as per Govt. of India guidelines is applicable)

E. Mode of Selection:

1. Provisional selection of the candidates would be based on percentage (%) of marks in the qualifying examination.
2. The candidature of the applicant would be provisional. The shortlisted candidates will be called for Interview/Document verification through their registered email IDs only.
3. The final selection will be based on Interview/verification of certificates and submission of Medical Fitness Certificate at the time of joining.
4. The selected candidates will be posted preferably at the given locations in North Eastern Region based on their registration location (in portal).


Copy
28/10/2024

F. General Instructions:

1. Last date of receipt of application is 20/11/2024.
2. The interested candidates are required to apply through BOAT's/RDAT's web portal www.nats.education.gov.in (for graduate/diploma apprentices) and www.apprenticeshipindia.org (for ITI Trade) by finding establishment Airports Authority of India -RHO NER, Guwahati (ID -EASKMC000039 (BOAT)/ E08201800006 (NAPS) and click on the apply button in the next page. After successful application, the message "Successfully applied for the training position. Based on availability, you will be contacted by the establishment" will appear. (Student manual is attached below for ready reference)
3. Candidates should register themselves with the concerned portal (NATS/NAPS) prior to applying for apprenticeship training in AAI without fail (Annexure I, II, III & IV). Applications received online through NATS/NAPS portal will only be considered. Correspondence/Communication in any other manner will not be entertained.
4. No TA/DA will be provided.
5. The number of candidates to be engaged is indicative and may undergo changes without any further notification.
6. During the period of apprenticeship, candidates will be governed by the Apprentices Act, 1961 (as amended in 1973 and till date) and the policies/rules of the organization.
7. Reservation for SC/ST, OBC and EWS as applicable will be followed, however, in case of non-availability of candidates in reserved category it will be filled from other reserved categories/general categories.
8. Airports Authority of India has no obligation to give regular employment to Apprentices. They shall have no right to claim regular employment from AAI on the basis of this apprenticeship at any point of time. This training program shall not create any liability on AAI for providing any job to the Apprentice. AAI management does not take any responsibility for any sort of employment/placement.
9. The decision of Management will be final and binding on all candidates on all matters relating to eligibility, acceptance or rejection of the applications, mode of selection, cancellation of the selection process either in part or full, etc. No correspondence will be entertained in this regard. Filling up of the seats is solely at the discretion of the management based on suitability of candidates and no claim will entertained, if some of these seats are not filled due to unsuitability/insufficient number of candidates.
10. AAI Management does not take any responsibility to reply to the candidate/organization for non-selection /non-issuance of call letter.
11. It shall be the sole responsibility of the candidates to get their profile verified from the respective regional Board.
12. Candidates applying for more than one discipline will not be considered and their application will be rejected.


28/10/2024

13. No Application Fee is being charged.
14. The candidature of the applicant would be provisional, subject to verification of all certificates and submission of certificate of Medical Fitness (to be obtained only from a Government Medical officer/Medical Officer of a Government Undertaking) at the time of joining.
15. At any stage of selection process, if it is found that the candidate has furnished false or incorrect information, then the candidature/engagement of the candidate is liable to be cancelled.
16. For BOAT Portal www.nats.education.gov.in related queries please email or reach out to Northern Region Students, Email: studentquery@boatnr.org, admin@boatnr.org, info@boatnr.org, Phone 0512-2584056/2584057/2580349.
17. For NAPS portal, candidates may contact via e-mail apprenticeship@nsdcindia.org or log on to www.apprenticeshipindia.org.
18. In case of any dispute, English version of notice and communication will be treated as valid.


28/10/2024
Bipul Ch. Das

Dy. General Manage (HR)
AAI, RHQ-NER, Guwahati

ANNEXURES

NATIONAL APPRENTICESHIP TRAINING SCHEME (NATS) 2.0 PORTAL

Portal Functionalities Walkthrough - Students
Manual



Contents

Overview.....	2
Modules & Functionality.....	2
1. Student Registration.....	6
2. Student Profile	9
3.Contract management by Student	15
3.1 Contract Accepted and downloaded	16
4. Student Profile LOCKED	18
Contact Us.....	19

Mahabharti.in

Overview

National Apprenticeship Training Scheme is one of the flagship programmes of Government of India for Skilling Indian Youth in Trade disciplines. The National Apprenticeship Training Scheme under the provisions of the Apprentices Act, 1961 amended in 1973; offers Graduate, Diploma students and Vocational certificate holders; a practical, hands-on On-the-Job-Training (OJT) based skilling opportunities with duration ranging from 6 months to 1 year.

Modules & Functionality

Students play the critical role in NATS 2.0 Portal of posting apprenticeship advertisements aligned to their manpower requirements. The following modules pertain to the apprenticeship related activities a student is responsible for:

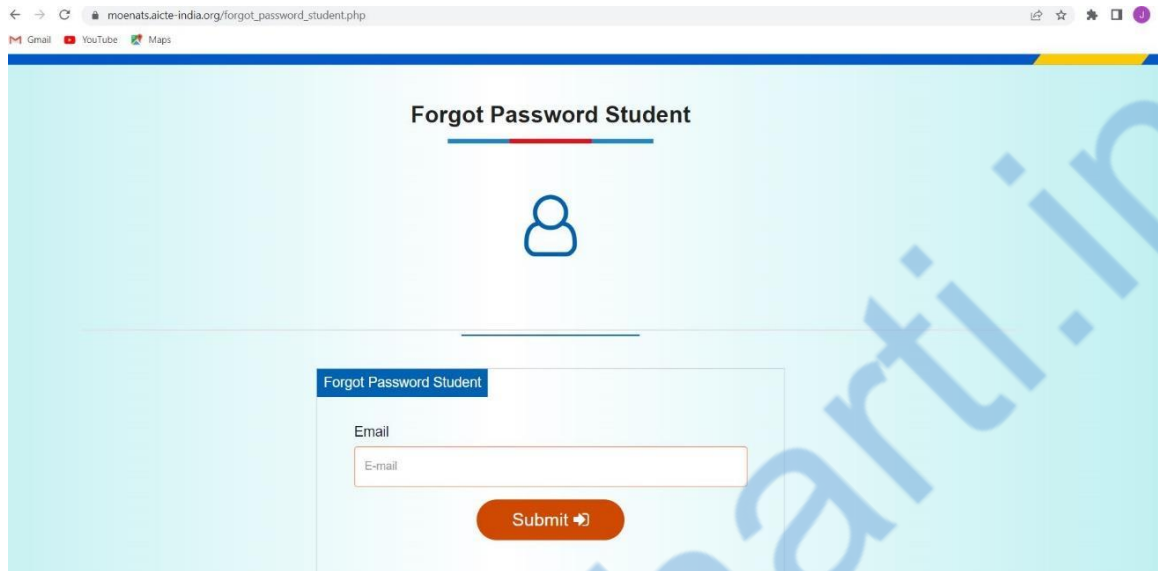
- Step 1:** Registration
- Step 2:** Profile filling
- Step 3:** Apply for apprenticeship available
- Step 4:** Application Management
- Step 5:** Contract creation
- Step 6:** Profile Lock
- Step 7:** Record of progress
- Step 8:** Download COP, after successful completion of apprenticeship program.
- Step 9:** Employment Opportunities

Below is each of these modules elaborated along with screenshots.

Resetting password (upgraded portal)

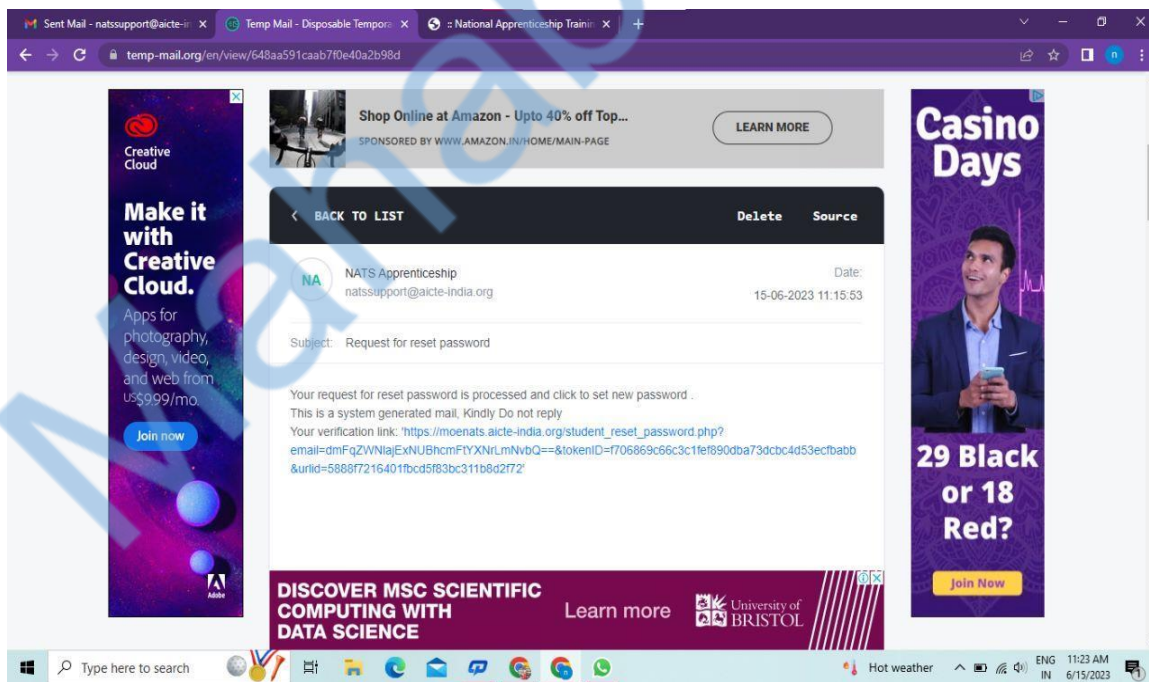
Step 1: Click on the below link,

https://moenats.aicte-india.org/forgot_password_student.php



The screenshot shows a web browser window with the URL moenats.aicte-india.org/forgot_password_student.php. The page title is "Forgot Password Student". Below the title is a blue outline icon of a person. Underneath is a form titled "Forgot Password Student" with a text input field labeled "Email" containing the placeholder text "E-mail". Below the input field is a blue "Submit" button with a right-pointing arrow.

Step 2: Enter your email, a password reset email will be received to the email.



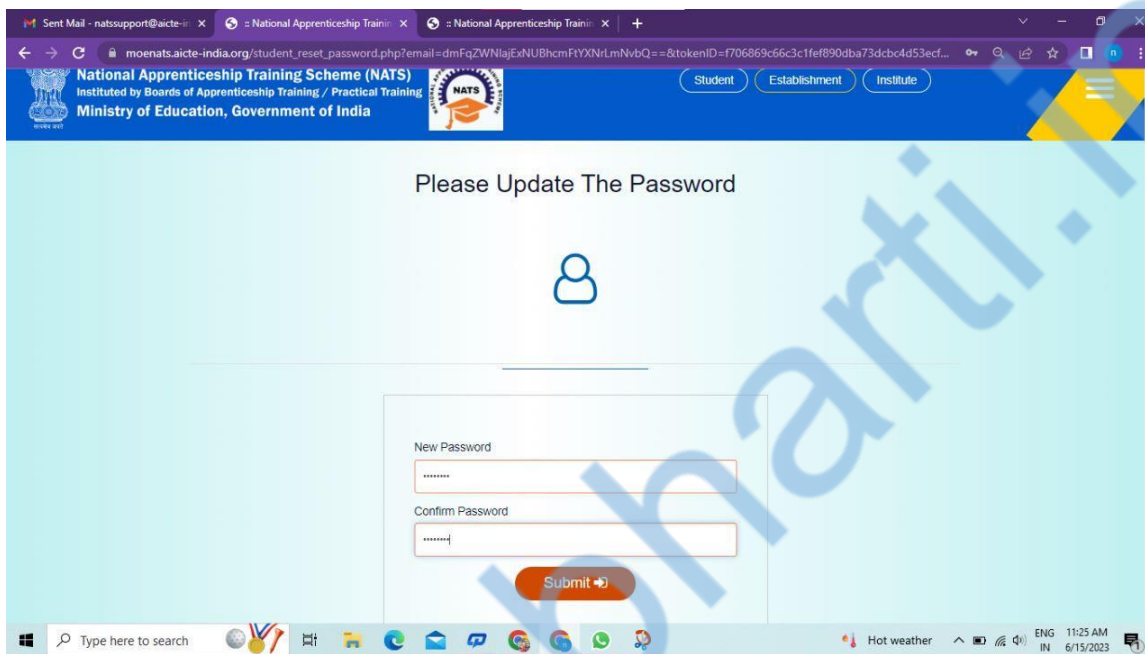
The screenshot shows an email interface with several advertisements and a central email message. The email is from "NATS Apprenticeship" (natsupport@aicte-india.org) dated "15-06-2023 11:15:53". The subject is "Request for reset password". The body of the email contains the following text:

Your request for reset password is processed and click to set new password .
This is a system generated mail, Kindly Do not reply
Your verification link: "https://moenats.aicte-india.org/student_reset_password.php?
email=dmFqZWVnaJExNUBhcmFTYXNRLmNvbQ==&tokenId=f705869c66c3c1ef890ba73dcbc4d53ectbabb
&urlid=5886f7216401fbcdf5f83bc311b8d272"

The email interface also shows various advertisements: "Creative Cloud" (Make it with Creative Cloud), "Shop Online at Amazon - Upto 40% off Top...", "Casino Days" (29 Black or 18 Red?), and "DISCOVER MSC SCIENTIFIC COMPUTING WITH DATA SCIENCE" (University of BRISTOL).

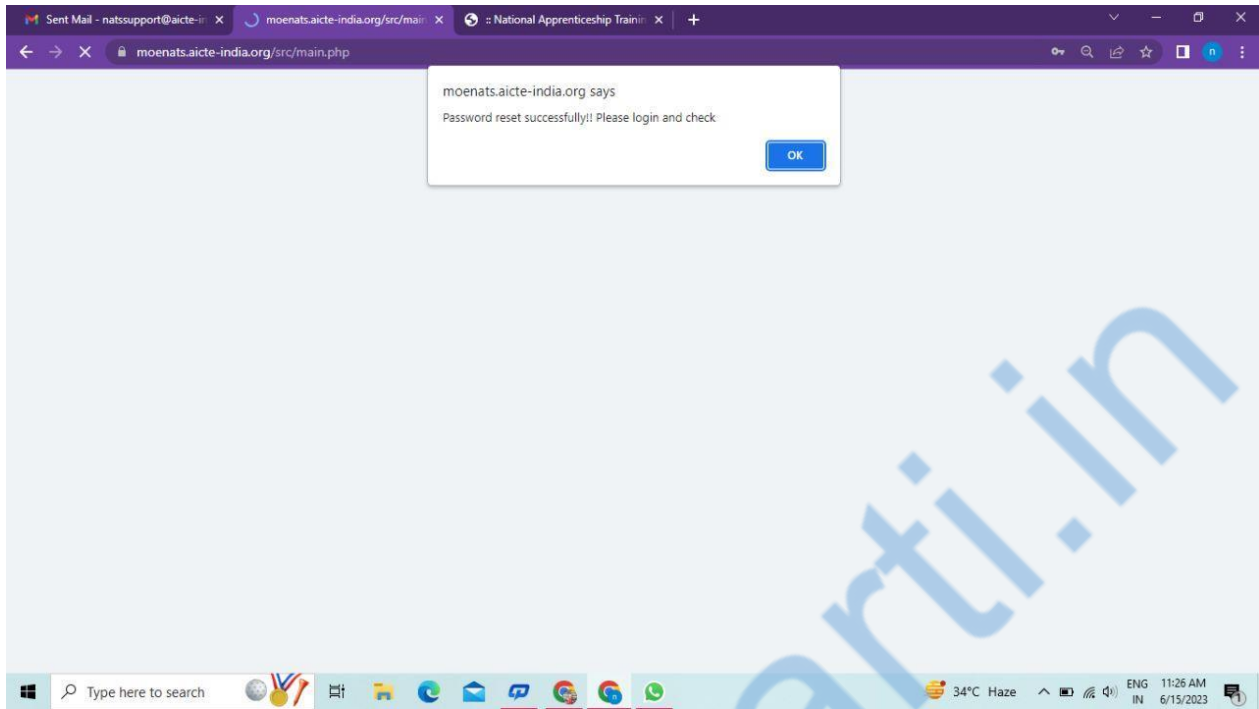
Step 3: Open the email and click on the link, and it will be redirected to the password reset page.

Step 4: From this page, you will be prompted to enter the password two times for confirmation.



The screenshot shows a web browser window displaying the password reset page for the National Apprenticeship Training Scheme (NATS). The page title is "Please Update The Password". The header includes the NATS logo and the text "National Apprenticeship Training Scheme (NATS) Instituted by Boards of Apprenticeship Training / Practical Training Ministry of Education, Government of India". There are three tabs: "Student", "Establishment", and "Institute". The main content area features a user icon and two input fields for "New Password" and "Confirm Password", both with masked characters. A "Submit" button is located below the input fields. The browser's address bar shows the URL: "moenats.aicte-india.org/student_reset_password.php?email=dmFgZWVlajExNUhcmFYXNlMmVvbQ==&tokenId=f706869c66c3c1fef890dba73dcbcd4d53ecf...". The Windows taskbar at the bottom shows the search bar, system tray, and the date/time "11:25 AM 6/15/2023".

Step 5: A success pop-up will appear on screen & the password is shared over your email in return.



Step 6: To Login Visit https://moenats.aicte-india.org/student_login.php , enter your login credentials to login as student.

1. Student Registration

Students are expected to register on the NATS 2.0 Portal with their preliminary details before they are enrolled in apprenticeship.

Student registration url: https://moenats.aicte-india.org/student_register.php.

Following the above details, student is asked to fill the below details,

- Basic details – Name, Father/Mother's name, Aadhar no.
- Educational details – Course/Institute details
- Communication information- Address, Mobile no
- Training preference – Preferred field/location for apprenticeship
- Bank details

Mahabharti.in

Below are the student registration form screenshots.

Registration form for Students

The screenshot shows a web browser window with the URL moenats.aicte-india.org/student_register.php. The page title is "Student Register".

Text: This Enrollment module of student facilitates to the Pass-Outs in Graduate in Engineering / Technology, Graduate in General Stream, Graduate in Vocational, Diploma in Engineering / Technology, Diploma in General Stream, Diploma in Vocational. The Students pursuing sandwich courses should contact their institution for enrollment.

Form Fields:

- Have you undertaken any previous training as part of the apprenticeship programme (except sandwich apprenticeship): NO
- Do you have any work experience of one year or more: NO
- Have you passed out through Regular / Part Time / Distance: DISTANCE
- Name *: MANISHA
- Date of Birth *: 09/16/2001
- Gender*: FEMALE
- Category *: OBC
- Aadhar Number(Pattern xxxx xxxx xxxx)*: XXXX XXXX 7578
- Upload Aadhar Card (only pdf size < 1MB)*: Choose File adhar.pdf

The Windows taskbar at the bottom shows the date and time as 6/12/2023, 4:34 PM, and the weather as 40°C Haze.

Registration form for Students (cont.)

National Apprenticeship Trainin x Temp Mail - Disposable Tempor x +
 moenats.aicte-india.org/student_register.php

State to Which Institute Belongs * DELHI
 District to Which Institute Belongs * NEW DELHI

Institute Name (If institute name not appearing in drop down , please contact natssupport@aicte-india.org)*
 ASHOK INSTITUTE OF HOSPITALITY AND TOURISM MANAGEMENT 6568

Select Graduate in Engg./Tech in case of B.E./B.Tech/B.Pharma/B.Arch/B.HMCT/B.Lib/B.E.Aagri/B.E.Dairy/B.E.Biotech/B.Food/B.Fashion
 Select Graduate in General Stream in case of General Bachelor Degree/BCA/BFA/BBA/BBS/BEM/BD/BPA/BSW/BA/BCOM/BSC/BscAgri/BscDairy/BscBiotech/BscFood
 Select Diploma in Engg./Tech in case Polytechnic – Engg/Pharma/Arch/HMCT/Lib/Agri/Food/Fashion/MoP/Secretarial/MLT

Education Type (Pass Out)* DIPLOMA IN ENGINEERING / TECHNOLOGY
 Course Name* CEMENT TECHNOLOGY

Specialization * CEMENT TECHNOLOGY
 Student ID (Unique Registration/Roll Number)* 98787876786623456787654323456543

Year of Passing * 2022
 Month of Passing * JUNE

Percentage * (For CGPA, convert into Percentage according to University formula)
 99

Type here to search 40°C Haze 4:35 PM 6/12/2023

National Apprenticeship Trainin x Temp Mail - Disposable Tempor x +
 moenats.aicte-india.org/student_register.php

Email (Will be used as a Username for Login Purpose)* miheyey1045@soremapp.com
 Mobile No (Will be used as a Username for Login Purpose)* 8686868686

Password* *****
 Confirm Password* *****

Show Password

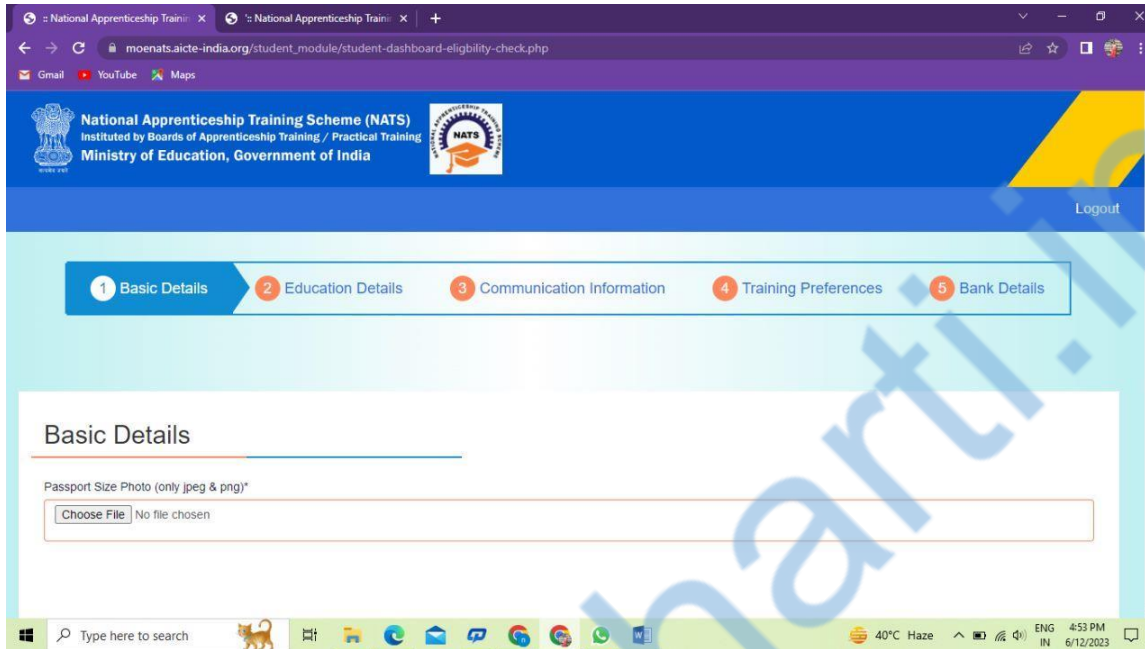
I'm not a robot reCAPTCHA

Student Register

Quick links Help & Reports Others
 Type here to search 40°C Haze 4:37 PM 6/12/2023

2. Student Profile

Following are the basic details to be filled by student at time of registration:



The screenshot displays the NATS student dashboard at the URL moenats.aicte-india.org/student_module/student-dashboard-eligibility-check.php. The page header includes the NATS logo and text: "National Apprenticeship Training Scheme (NATS) Instituted by Boards of Apprenticeship Training / Practical Training Ministry of Education, Government of India". A "Logout" link is visible in the top right corner. A navigation bar contains five steps: 1. Basic Details (highlighted), 2. Education Details, 3. Communication Information, 4. Training Preferences, and 5. Bank Details. The "Basic Details" section is active and contains a "Passport Size Photo (only jpeg & png)*" label and a "Choose File" button with the text "No file chosen". The Windows taskbar at the bottom shows the date as 6/12/2023 and the time as 4:53 PM.

The first step basic details – show the details filled in the before filled registration form. The student shall continue to fill their profile.

The screenshot shows a web browser window with the URL moenats.aicte-india.org/student_module/student-dashboard-eligibility-check.php. The page title is "Basic Details". The form contains the following fields:

- Passport Size Photo (only jpeg & png): [Upload button]
- Name of Student*: MONISHA
- Date of Birth*: 10 SEP 2001
- Gender*: FEMALE
- Category*: OBC
- Mother's Name*: T PREMAJ
- Father's Name*: K.P. THANGAVEL
- Aadhaar Number*: XXXX XXXX 7595
- Aadhaar: View Aadhaar
- Minority*: NO
- Person with Disability*: NO
- Email*: vandil119@rediffmail.com
- Mobile*: 9798989898

At the bottom of the form is a "Save and continue" button. Below the form is a navigation bar with "Quick links", "Help & Reports", and "Others". The Windows taskbar at the bottom shows the system tray with a temperature of 40°C, Haze, and the date 6/12/2023.

STEP 2: Education details:

Students need to provide education details like course/college details . The forms would appear in the below format:

moenats.aicte-india.org/student_module/student-dashboard-education-details.php

EDUCATIONAL DETAILS

Select Graduate in Engg /Tech in case of B.T./B.Tech/B.Pharm/B.Arch/B.I/MCT/B.Lib/B.E.Agr/B.E.Dary/B.E.Botch/B.Food/B.Fashion
 Select Graduate in General Stream in case of General Bachelor Degree/BCA/BFA/BBA/BBS/BED/BD/BA/BW/BBCAM/BSC/BuAgr/Bu/Dary/Bu/Edch/Bu/Food

State to Which Institute Belongs *
 DELHI

Institute Name (If institute name not appearing in drop down , please contact abc@xyz.com)
 COLLEGE OF ART 6048

Course Name*
 CHEMICAL ENGINEERING

Student ID (Unique Registration/Rol Number) *
 78076704790027076707670767076704

Month of Passing *
 JUNE

Upload Provisional / Passed Certificate (only pdf of size < 1MB) * (Only pdf)

DIPLOMA IN ENGINEERING / TECHNOLOGY Joint after *
 Higher Secondary (10+2) Diploma High School(10th) ITI

Select District in Engg /Tech in case Polytechnic - Engg/Pharma/Arch/MCT/Lib/Agr/Food/Fashion/MPI/Soc/Sci/MT
 District to Which Institute Belongs *
 NEW DELHI

Education Type (Pass Out)*
 DIPLOMA IN ENGINEERING / TECHNOLOGY

Specialization *
 CHEMICAL ENGINEERING

Year of Passing *
 2022

Percentage (For CGPA, convert into Percentage according to University formula) *
 99

Quick links
 → MIE
 → NAPS portal of MSDE
 → AICTE
 → National Career Service (NCS)
 → Local Model Centre

Help & Reports
 → FAQs
 → Establishment Manual
 → Process Manual (English)
 → Process Manual (हिंदी)
 → Quarterly Skill Assessment

Others
 → Apprentices act
 → RTI
 → Stamp
 → Disclaimer
 → Privacy

india.gov.in
 Skill India
 Make for India

Type here to search

40°C Haze

ENG IN 4:55 PM 6/12/2023

moenats.aicte-india.org/student_module/student-dashboard-education-details.php

DIPLOMA IN ENGINEERING / TECHNOLOGY Joint after *

Higher Secondary (10+2) Diploma High School(10th) ITI

School / Institute State*
 DELHI

School / Institute District*
 NORTH EAST DELHI

School / Institute Name*
 KV

School / Institute Board Name*
 DTEA

Student ID (Enrollment Number) *
 8878077044322123407670767076704

School Percentage / CGPA (For CGPA, convert into Percentage according to School formula)*
 99

About your Self *
 IM DEVELOPER

General Skills (Add comma separated values eg: Skill1,Skill2 and space is not allowed) *
 CEMENT

Languages Known (Add comma separated values eg: Hindi,English and space is not allowed)
 ENGLISH

Save and Continue

Quick links
 → MIE
 → NAPS portal of MSDE
 → AICTE
 → National Career Service (NCS)
 → Local Model Centre
 → Contact Us

Help & Reports
 → FAQs
 → Establishment Manual
 → Process Manual (English)
 → Process Manual (हिंदी)
 → Quarterly Skill Assessment
 → Annual Report
 → Link Back

Others
 → Apprentices act
 → RTI
 → Stamp
 → Disclaimer
 → Privacy
 → PDSH Handbook

india.gov.in
 Skill India
 Make for India

Type here to search

40°C Haze

ENG IN 4:58 PM 6/12/2023

STEP 3: Communication Information

In this address details/mobile details of the student is asked.

The screenshot shows a web browser window displaying the 'National Apprenticeship Training Scheme (NATS)' student dashboard. The page title is 'National Apprenticeship Training Scheme (NATS) Instituted by Boards of Apprenticeship Training / Practical Training Ministry of Education, Government of India'. The dashboard has a navigation bar with five tabs: '1 Basic Details', '2 Education Details', '3 Communication Information', '4 Training Preferences', and '5 Bank Details'. The 'Communication Information' tab is active. Below the navigation bar, there is a message: 'If you don't know your area pin code please click <https://www.indiapost.gov.in/vas/pages/findpincode.aspx> to find'. The form is divided into two sections: 'Permanent Address' and 'Present Address'. Both sections have a checkbox labeled 'Present Address same as Permanent Address' which is checked. The 'Permanent Address' section contains the following fields: Pin Code* (110070), Post Office* (MASCOOD PUR BO), District* (NEW DELHI), State/UT* (DELHI), and Address* (VASANTH KUNLI NEAR AICTE). The 'Present Address' section contains the same fields. At the bottom of the form, there is a 'Save and continue' button. The browser's taskbar at the bottom shows the Windows logo, a search bar, and various application icons. The system tray on the right shows the temperature (40°C Haze), language (ENG IN), and date (6/12/2023).

STEP 4: Training preferences

Further, the student needs to update the training preferences such as field and location of apprenticeship.

The screenshot shows the 'Bank Details' step in the 'Training Preferences' section of the NATS portal. The page header includes the NATS logo and the text 'National Apprenticeship Training Scheme (NATS) Instituted by Boards of Apprenticeship Training / Practical Training Ministry of Education, Government of India'. A navigation bar at the top indicates the current step is '5 Bank Details'. The form contains the following sections:

- Location Preference:**
 - Preferred State - 1: DELHI
 - Preferred District - 1: NEW DELHI
 - Preferred State - 2: DELHI
 - Preferred District - 2: EAST DELHI
 - Preferred State - 3: DELHI
 - Preferred District - 3: NORTH DELHI
- Field Preference:**
 - Preferred Field - 1: ENERGY
 - Preferred Field - 2: BEAUTY AND WELLNESS
 - Preferred Field - 3: COATINGS AND PAINT

A 'Save and continue' button is located at the bottom left of the form area. The system tray at the bottom shows the date as Monday, June 12, 2023, and the time as 5:02 PM IN on 6/12/2023.

STEP 5: Bank details

The students are asked to fill the bank account details, for stipend receiving.

Browser tabs: National Apprenticeship Trainin... x, National Apprenticeship Trainin... x, +

Address bar: moenats.aicte-india.org/student_module/student-dashboard-bank-info.php

Navigation: Gmail, YouTube, Maps

Logo: National Apprenticeship Training Scheme (NATS) Instituted by Boards of Apprenticeship Training / Practical Training Ministry of Education, Government of India

Logout

Progress: 1 Basic Details, 2 Education Details, 3 Communication Information, 4 Training Preferences, 5 Bank Details

Disclaimer: We assure you that your bank details will not be shared with anyone without your consent. NATS team will never ask for your Debit Card/Bank Account details on phone call or through any other medium. In case you receive any such request, you are encouraged to report the matter to us.

Instruction: Please finish the bank accounts details in which you want to get stipend by establishment.

Form fields:

- IFSC Code * (Value: SBIN0015652)
- Bank Branch Name * (Value: NBT, NEW DELHI)
- Bank Name * (Value: STATE BANK OF INDIA)
- Name of the Account Holder * (Value: MANISHA)
- Bank Account Number * (Value: 3003055007580765)
- Upload Passbook (Only pdf) * (Choose File)

Buttons: Save and Preview

Quick links: MoE, NAPS portal of MSDE, AICTE, National Career Service (NCS), Local Nodal Centre

Help & Reports: FAQs, Establishment Manual, Process Manual (English), Process Manual (Hindi), Quarterly Skill Assessment

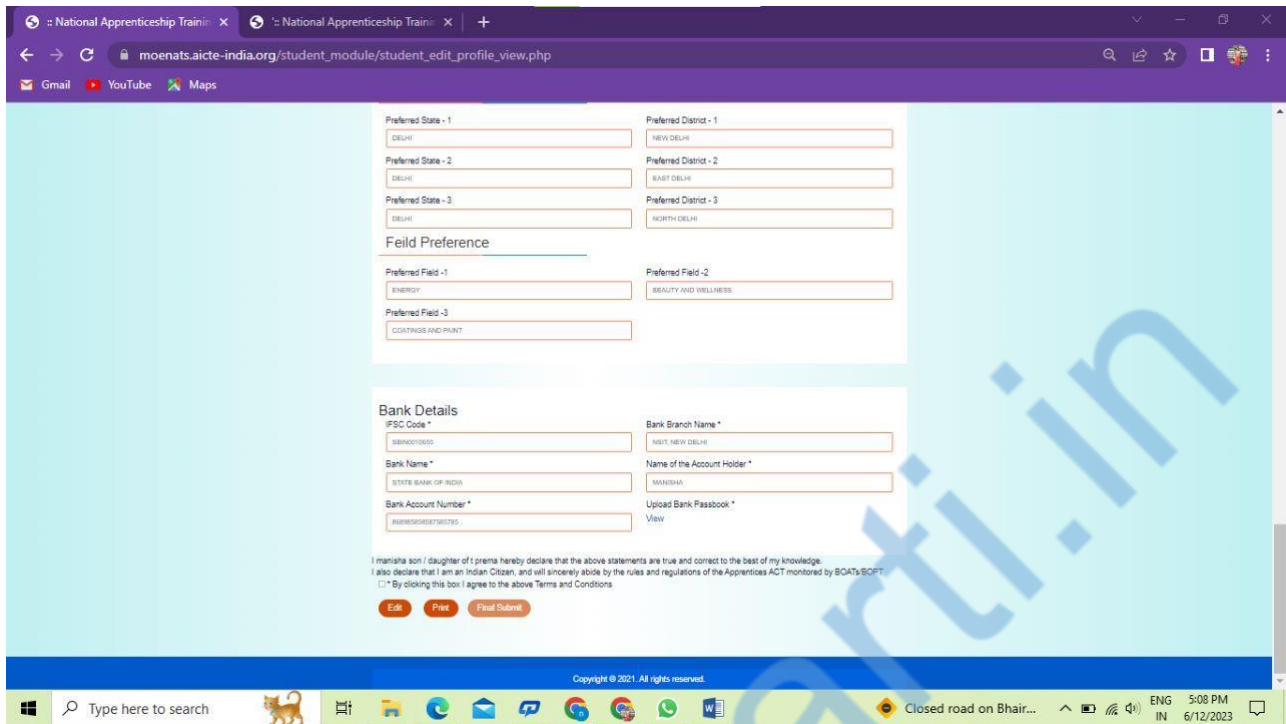
Others: Apprentices act, RTI, Stamp, Disclaimer, Privacy

Footer: India.gov.in, Skill India, 45+ Skills, Pradhan Mantri Kaushal Yojana

System tray: Type here to search, 40°C Haze, ENG IN, 5:04 PM, 6/12/2023

STEP 6: Profile view and final submit

Scroll down to the end of the page, cross-check the details and click on “SUBMIT” button.



3.Contract management by Student

Apprenticeship advertisement on student dashboard

Advertisements show on dashboard in listing way, they can apply to their suitable apprenticeship by viewing the details like,

1. Apprenticeship title, description, duration, location, skills required, qualification required to apply.
2. After applying, they can check for application status from the application management

Student dashboard with apprenticeship advertisement

Apply against Skills vacancies

Industry Name	Post Title	State	District	Vacancies	Date of Publication	Last Date to Apply	View	Action	Status
Vamsi tech	ECE	ANDHRA PRADESH	VISAKHAPATNAM	10	21-Jul-2022	28-Jul-2022	View		

Student has to accept the contract request from establishment firstly, in order to send request to BOAT for final confirmation.

Application Management

Applied Apprenticeship

Location	State Name	Company Name	Apprenticeship Name	Date of Application	Status	Action
DEHRADUN	UTTARAKHAND	Akash	TITLE	25-Jul-2022	Akash Industry generating the contract for Apprenticeship Training whether you would to Accept or Reject	Accept Reject

On acceptance, Contract request sent to BOAT for approval

Apply against Skills vacancies

Industry Name	Post Title	State	District	Vacancies	Date of Publication	Last Date to Apply	View	Action	Status
Akash	TITLE	UTTARAKHAND	DEHRADUN	13	23-Jul-2022	23-Jul-2022	View	Applied	Contract Sent For Approval of Boat

3.1 Contract Accepted and downloaded

Contract management by student

After the establishment contract initiation, student has to accept the contract request from establishment firstly, in order to send request to BOAT for final confirmation.

Contract is download by student & engaged into apprenticeship program

BOARD OF PRACTICAL TRAINING (EASTERN REGION)

(An Autonomous Body Under Ministry of Human Resource Development, Department of Higher Education, Government of India)



Block- EA, Sector- I , Salt Lake City, Opp to Labony Estate , Kolkata - 700064

Phone No: 033 - 23370750 / 23370751 Fax No: 033-2321 6814 Email: info@boptr.gov.in

Website: <http://www.mhrdnats.gov.in/>



APPRENTICESHIP CONTRACT REGISTRATION FORM

APPRENTICE INFORMATION

Name BITTU KUMAR	Gender M	Date of Birth 2003-01-16	Age 19	
Father / Mother Name AJAY MANDAL	Enrollment Number 1171818025	Caste OBC	PWD N	
Address for Communication Barhiya SO, WARD NO 17, BARHIYA, LAKHISARAI, LAKHISARAI UTTARAKHAND, 811302	Mobile Number 6206925676	Email Address bittu16012003@gmail.com	Age 19 25	
	Father / Mother Name AJAY MANDAL	Enrollment Number 1171818025	Caste OBC	
PWD N				

EDUCATIONAL QUALIFICATION

Name of the Institution / College /University GOVT. POLYTECHNIC	Univ. Regn. Number / DOTE / Month & Year of passing DTE Regn. Number / +2 Regn. 1-512869913	October, 2021	Educational Qualification COMPUTER SCIENCE AND ENGINEERING - COMPUTER SCIENCE AND ENGINEERING
--	--	---------------	---

TRAINING DETAILS

Training start date 12-07-2022	Period of Training Months	Stipend Rs. per month 8000
The apprentice would be undergoing training under section 22 (1)		

NAME AND ADDRESS OF THE EMPLOYER

Akash -	Doranda, Ranchi	RANCHI, JHARKHAND - 834002
---------	-----------------	-------------------------------

4. Student Profile LOCKED

1. Once a student contract is created, their profile is locked as they can't apply for any more apprenticeships.
2. If they need any change in profile they need to request BOAT for it.

So, if the student is selected through SEC 22(A), the student is taken as an employee into the same establishment after the apprenticeship program is finished.

If it's SEC 22(B), the student can apply to jobs available after the apprenticeship program ends.

Dashboard	Profile	Issues/Grievances	Application Management	Issues/Grievances	Event Management	Help	Logout
-----------	---------	-------------------	------------------------	-------------------	------------------	------	--------

Welcome, ECE STUDENT!

Your profile is locked as you are doing apprenticeship click here to raise change your profile

Contact Us

Email: natssupport_student@aicte-india.org

Landline: 011-29581332

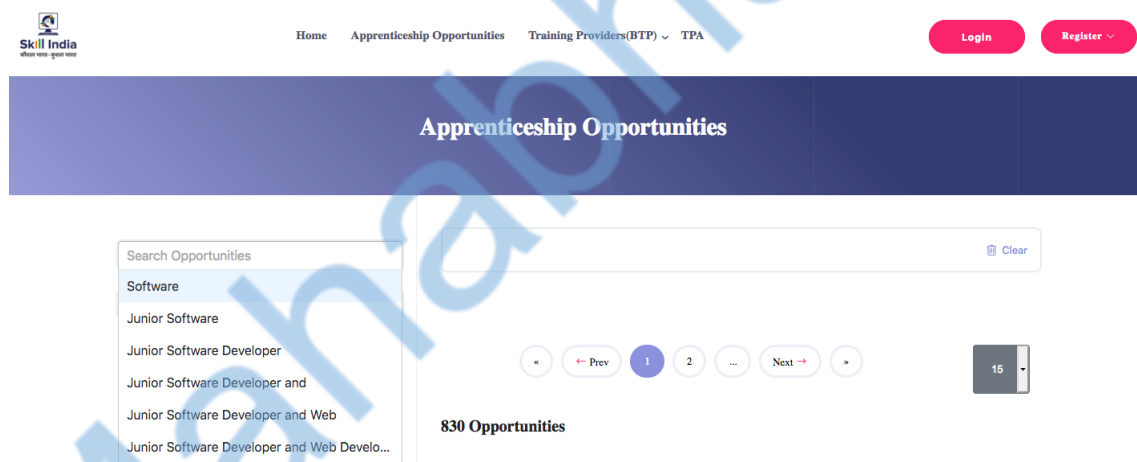
Mahabharti.in

Candidate Instruction Manual

THE APPRENTICESHIP PORTAL

The Apprenticeship Portal is a website of the Central Government for exchange of information on Apprenticeship. The public view gives you access to information on Apprenticeship Opportunities Posted by Companies, Registered Candidates, and Apprenticeship Guidelines.

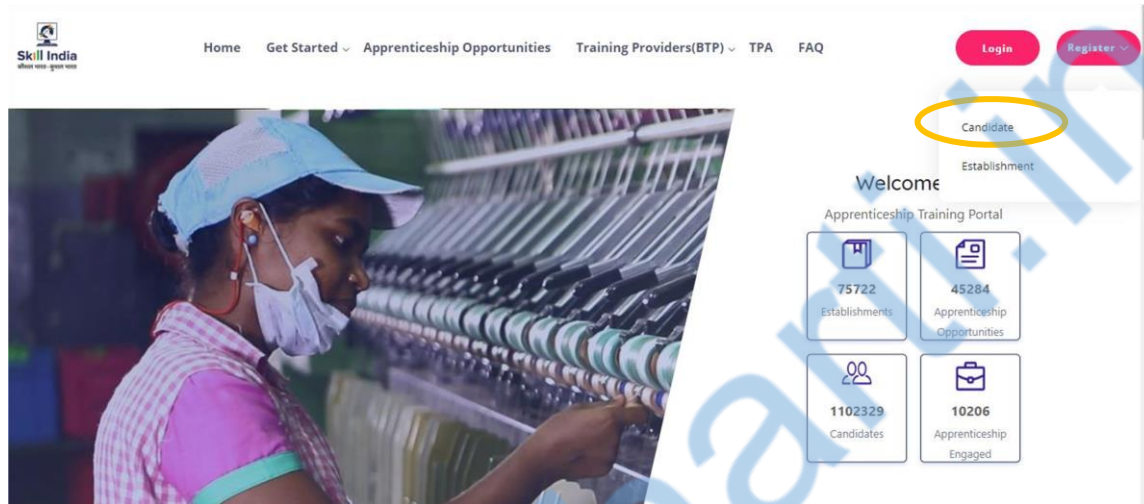
The Candidates can access to information such as available Apprenticeship Opportunities basis the Search Parameters like State, District, Sector and Trade, Organization and so on. To apply against available apprenticeship opportunities, it is mandatory for you register on the portal. The steps for registration are as follows:



Note: The fields marked in * are mandatory.

Candidate Registration

Click on the **“Register”** button the top toolbar and select the option **Candidate**.



A **Short Registration Form** will open (as shown below). You would be required to fill your Basic, Family and Contact details and click continue.

Note: Please enter a valid email ID as the activation link will be send through a mail to that ID. Also, remember the password and you will use it to login to your account on the Apprenticeship Portal.

The screenshot shows the 'Candidate Registration' form. The form is titled 'Candidate Registration' and contains the following fields:

- Personal Details**
- Name ***: A text input field with the placeholder 'Enter Name'.
- Father/Mother/Spouse Name ***: A text input field with the placeholder 'Father/Mother/Spouse Name'.
- Relationship ***: A dropdown menu with the placeholder 'Relationship'.
- Date of Birth ***: A date input field with the placeholder 'DD-MM-YYYY' and a calendar icon.
- Gender ***: A dropdown menu with the placeholder 'Select Gender'.

Mobile Number

Enter Mobile Number

Email ID *

Enter Email ID

Password *

Password

Confirm Password *

Confirm Password

Your password must be 6 characters long.
Password is required

Disclaimer

By signing up, you agree to the Terms of Service and Privacy Policy, including cookie Use others will be able to find you by email or phone number when provided

Submit

A dialog Box with the **Registration number** will notify your account creation after which you will receive an activation Email on the registered Email Address.

Father/Mother/Spouse Name *

Father/Mother/Spouse Name

Relationship *

Relationship

Enter your Father/Mo

Date of Birth *

DD-MM-YYYY

Mobile Number

Enter Mobile Numbe

Password *

Password

Your password must

Disclaimer

By signing up, you agree to the Terms of Service and Privacy Policy, including cookie Use others will be able to find you by email or phone number when provided

Registered Successfully!!

Please check your email for activation!

Please note this registration number

A012019005631

OK

On the Email, click the **'Activate'** button (as shown in the image below)

Apprenticeship Portal

Dear ananya,

Reply all |  Delete |  Junk | 

Please note this number for all communications

Please Activate your Account



Thank you for using our application!

Regards,
Apprenticeship Portal

If you're having trouble clicking the "Activate" button, copy and paste the URL below into your web browser: <https://apprenticeshipindia.org/activate/5c4df58f44f7d76386684f82/LLtqmuVvCX7se3ppN8hFzw5upmNT6S>

Login

Once you click on the Activate Button, the screen will automatically **redirect you to the Log-In page** (see below) where you type your registered **Email ID/Registration Number**

and Password (the email ID and Password are the same you mentioned during registration) to login.

[Home](#) | [Apprenticeship Opportunities](#) | [Training Providers\(BTP\)](#) | [TPA](#)

Login

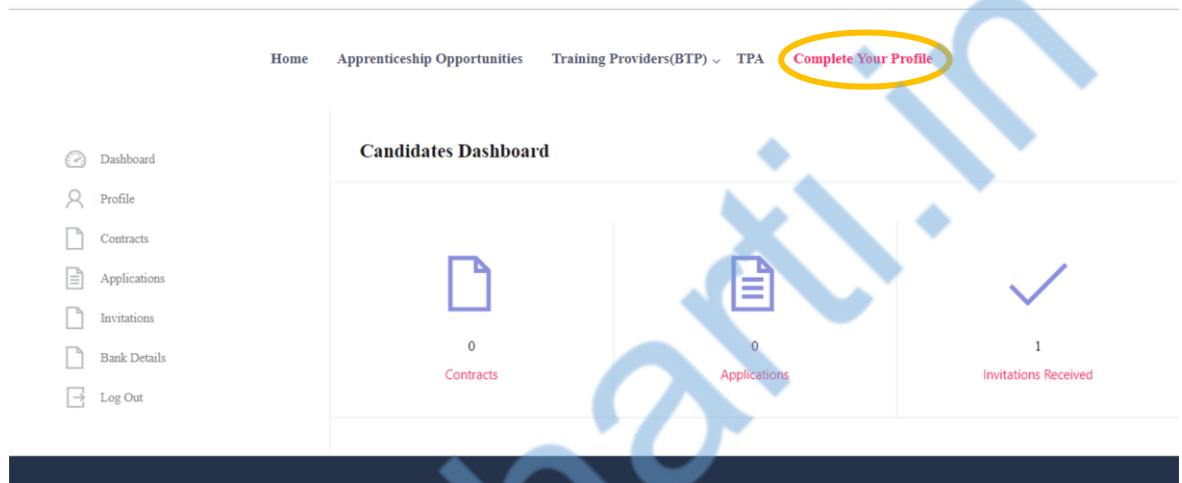
Login

[Resend activation link?](#)

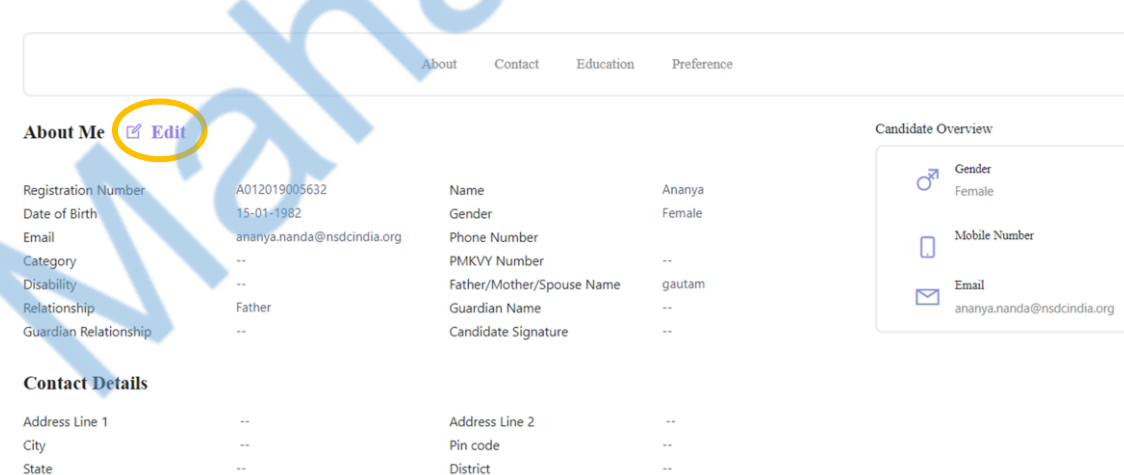
[Forgot Password?](#)

Profile Completion

Once Logged In, you will have to click on the button **‘Complete Your Profile’** (encircled below). You will not be able to apply to any Apprenticeship Opportunity without completing your profile.



Start by clicking the **‘Edit’** button (encircled below) to add your “About Me” and Contact Details.



On clicking the 'Edit' button, the following screen will emerge. *The fields marked in '**' are mandatory.*

[< back to profile](#)

Basic Details

Email

ananya.nanda@nsdcindia.org

Mobile Number

Enter Number

Gender

Female

Has Disability

Yes No

Date Of Birth *

15/01/1982

Date Of Birth Document *

Choose file No file chosen

Please upload only (jpeg, jpg, png, pdf) files
Maximum 4MB only allowed

Father/Mother/Spouse Name *

gautam

Relationship *

Father

Id Proof Type *

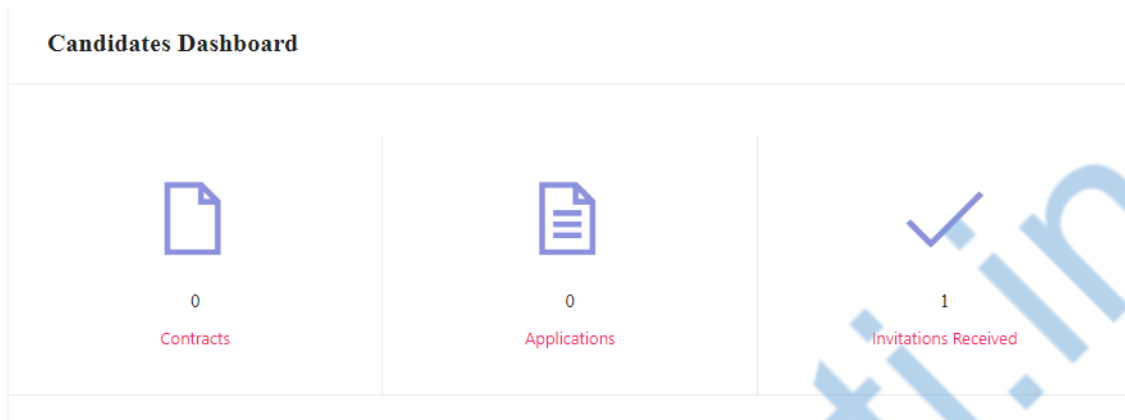
Select Proof type

Document Proof *

Choose file No file chosen

Mahabharati.in

Understanding Candidate Dashboard

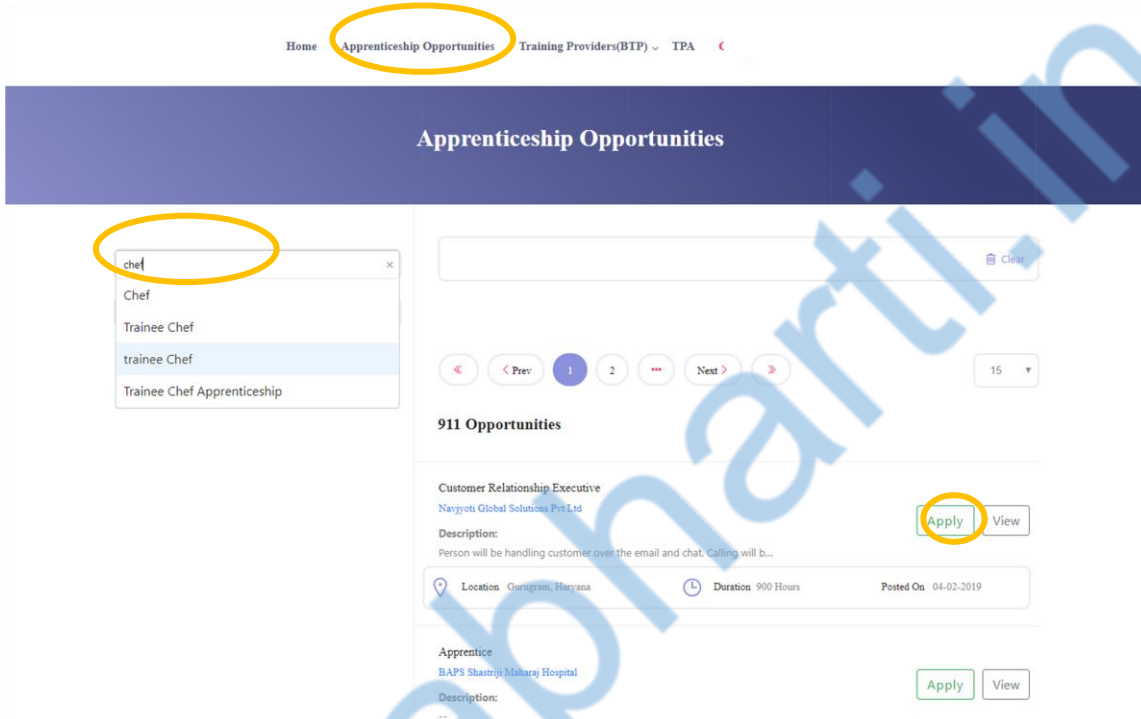


There are 3 items on your dashboard and they are explained below:

1. **Invitations Received** – Some companies screen your profile and if they feel you're fit for the opportunity, they send out an invitation to you to apply to the opportunity. This section lists the number of invitations received by the candidate.
2. **Applications:** This section lists the number of Apprenticeship Opportunities you had applied to.
3. **Contracts:** This section will show the contract you have signed with the company. Multiple companies can send you contracts, however, you will only be able to accept one.

Apply to Opportunities

You can use the option “**Apprenticeship Opportunities**” on the top toolbar to view the opportunities. You can search by **keywords**, such as ‘hospitality’ or ‘fitter’, ‘operator”, “chef”, “sewing machine” and so on in the ‘Search Opportunities” section (encircled below)

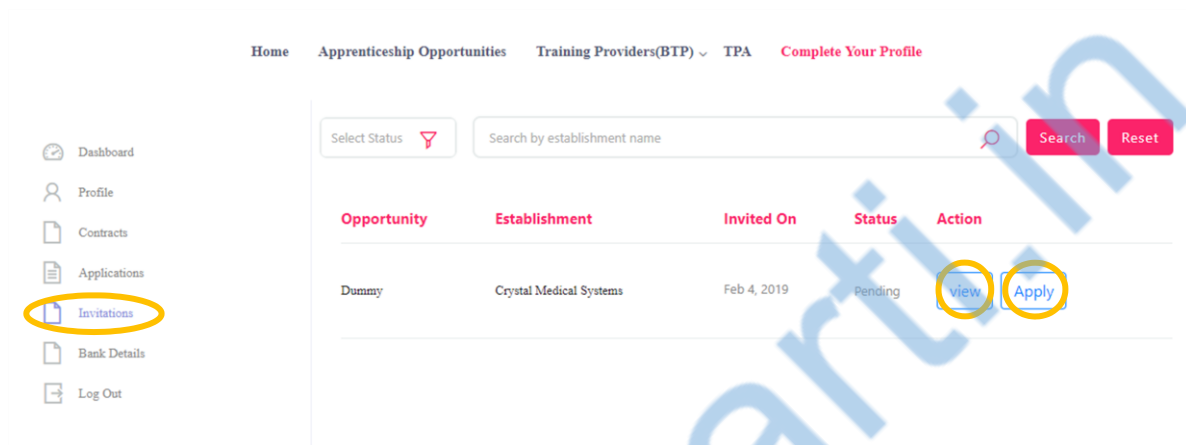


The screenshot displays the 'Apprenticeship Opportunities' page. At the top, the navigation bar includes 'Home', 'Apprenticeship Opportunities' (circled in yellow), 'Training Providers(BTP)', and 'TPA'. Below this is a dark blue header with the text 'Apprenticeship Opportunities'. A search bar on the left contains the text 'chef' (circled in yellow), with a dropdown menu showing suggestions: 'Chef', 'Trainee Chef', 'trainee Chef', and 'Trainee Chef Apprenticeship'. To the right of the search bar is a 'Clear' button. Below the search bar is a pagination control showing '1' of 15 items. The main content area is titled '911 Opportunities' and lists two opportunities. The first is 'Customer Relationship Executive' by 'Navyon Global Solutions Pvt.Ltd', with a description: 'Person will be handling customer over the email and chat. Calling will b...'. It has a location of 'Gurgaon, Haryana', a duration of '900 Hours', and was posted on '04-02-2019'. The 'Apply' button for this opportunity is circled in yellow. The second opportunity is 'Apprentice' by 'BAPS Shastriji Maharaj Hospital', with a description: '...'. It also has an 'Apply' button.

Simply click on the ‘**Apply**’ button (encircled above) to apply to the opportunity of your choice.

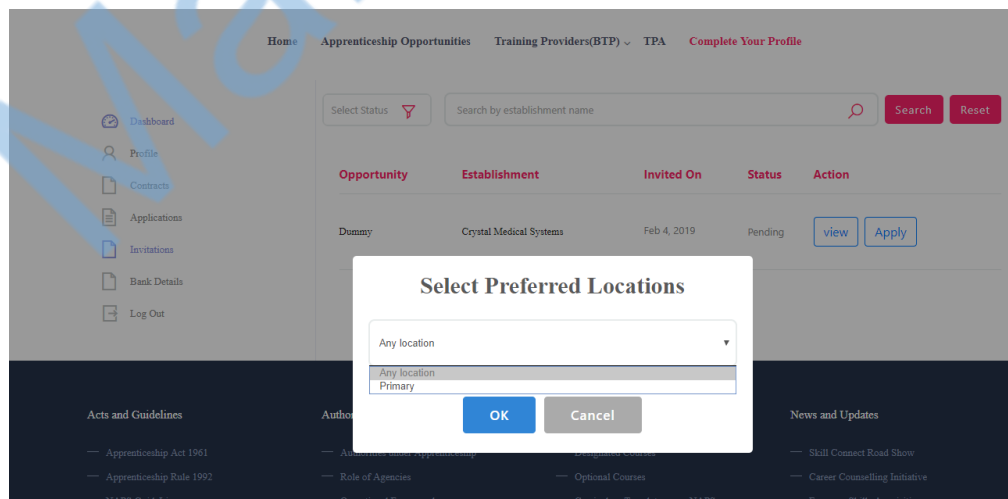
Invitations

Companies can view your profile and invite you to apply to an apprenticeship opportunity posted by them. You can view them by clicking the **'Invitations'** option (encircled below) on the left menu.



You can view the details of the opportunity by clicking on the **'View'** button (encircled above). If the opportunity interests you, you can click on the **'Apply'** button (encircled above) to apply to the opportunity.

On clicking 'Apply', you will be given the option to **choose the location** (in cases where the company has offered opportunity in several locations). The following box will appear and you can choose the location based on your preference.



Applications and Selection Process

You can view all your application on the tab 'Applications' (encircled below) on the left menu.

Home Apprenticeship Opportunities Training Providers(BTP) > TPA

Select Status Search Reset

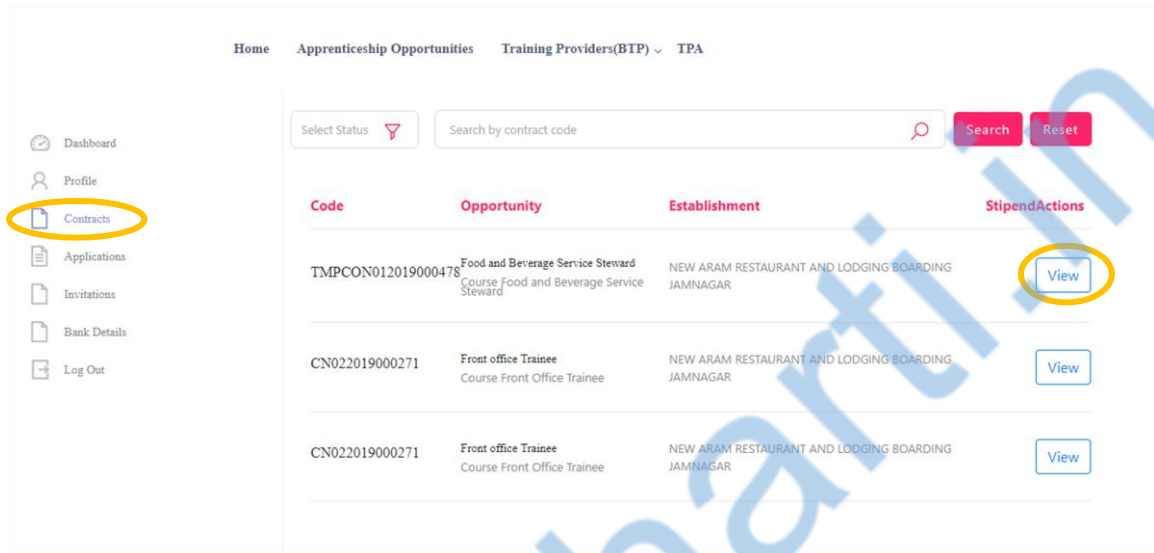
Opportunity	Establishment	Applied On	Status	Action
Food and Beverage Service Trainee Course name: Food and Beverage Service Trainee	The Chocolate Room India Private Ltd	31-01-2019	Pending	View
Food and Beverage Service Trainee Course name: Food and Beverage Service Steward	NEW ARAM RESTAURANT AND LODGING BOARDING JAMNAGAR	31-01-2019	Contract issued	View
Front office Trainee Course name: Front Office Trainee	NEW ARAM RESTAURANT AND LODGING BOARDING JAMNAGAR	31-01-2019	Contract issued	View

The page will show you a summary of all your applications.

After to an Opportunity, the company will review your profile and call invite you for an interview. If the company selects you, they will issue a 'Contract', and you will be able to see this in the 'Status' column above.

View and Accept Contract

If a company wants to make you an offer, they will send the contract to you. To view the list of contracts, click on the option **'Contracts'** (encircled below) in the left menu



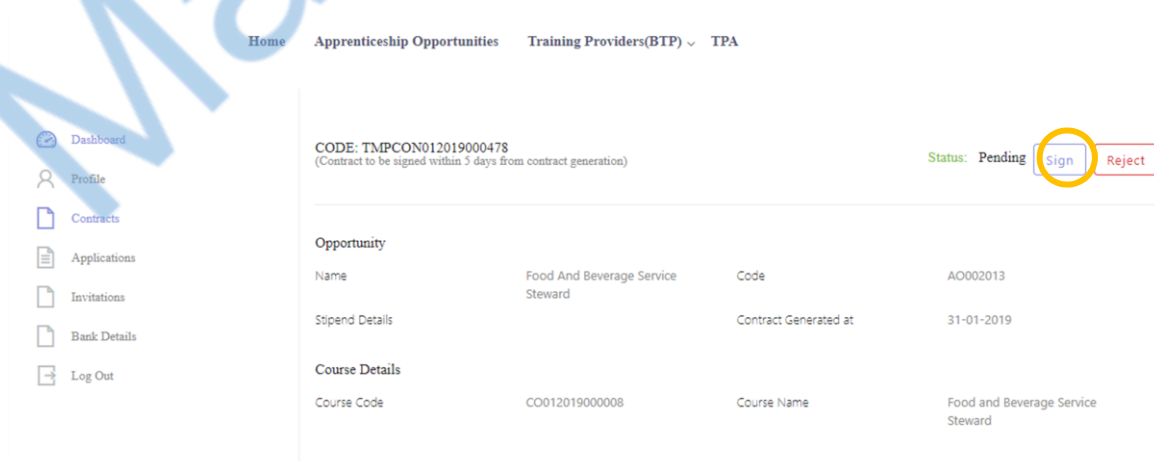
Home Apprenticeship Opportunities Training Providers(BTP) TPA

Select Status Search by contract code Search Reset

Code	Opportunity	Establishment	StipendActions
TMPCON012019000478	Food and Beverage Service Steward Course Food and Beverage Service Steward	NEW ARAM RESTAURANT AND LODGING BOARDING JAMNAGAR	View
CN022019000271	Front office Trainee Course Front Office Trainee	NEW ARAM RESTAURANT AND LODGING BOARDING JAMNAGAR	View
CN022019000271	Front office Trainee Course Front Office Trainee	NEW ARAM RESTAURANT AND LODGING BOARDING JAMNAGAR	View

To view details of the contract, click on the option **'View'** (encircled above).

You will be able to see all details of opportunity – Stipend details, working days, location and so on. If all the details are correct as per your knowledge, you can accept the contracts by selecting the option **'Sign'** (encircled below). If for any reason, you don't plan to accept the opportunity, you can select the option **'Reject'** and the contract will get deleted.



Home Apprenticeship Opportunities Training Providers(BTP) TPA

CODE: TMPCON012019000478
(Contract to be signed within 5 days from contract generation)

Status: Pending [Sign](#) [Reject](#)

Opportunity			
Name	Food And Beverage Service Steward	Code	AO002013
Stipend Details		Contract Generated at	31-01-2019

Course Details			
Course Code	CO012019000008	Course Name	Food and Beverage Service Steward